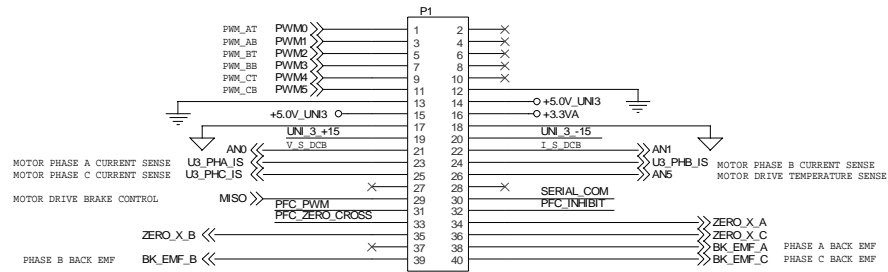
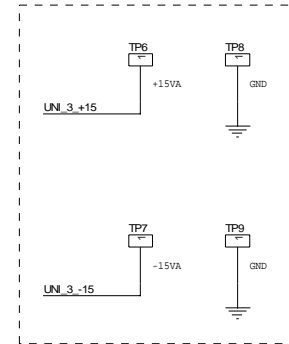
 MOTOROLA		Wireless Subscriber Division 6501 William Cannon Drive West Austin, TX, 78735-8598 (512)895-3230 FAX: (512)895-4556 MD:OE314			
		Title DSP56F803 Processor			
Size B	Document Number DSP56F803EVM.DSN	Date: Wednesday, August 14, 2002	Designer: Development Tools	Sheet 1 of 14	Rev. 1.3

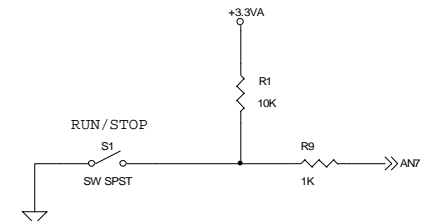
UNI-3 CONNECTOR



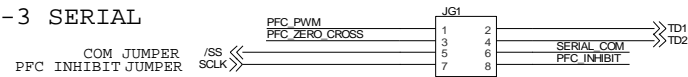
TEST POINTS



RUN / STOP SWITCH



UNI-3 SERIAL



PFC PWM JUMPER
PFC ZERO CROSSING JUMPER

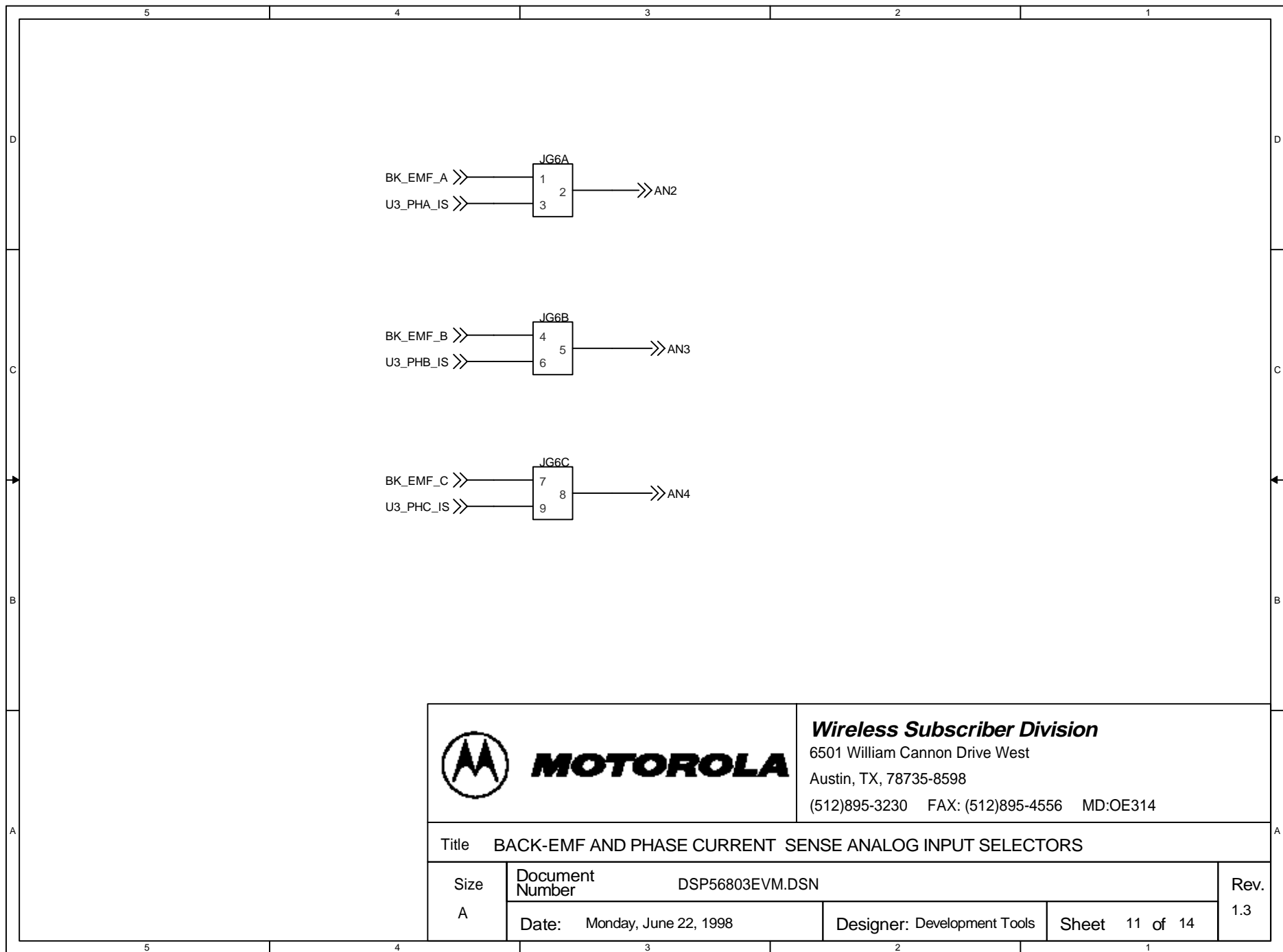


Wireless Subscriber Division

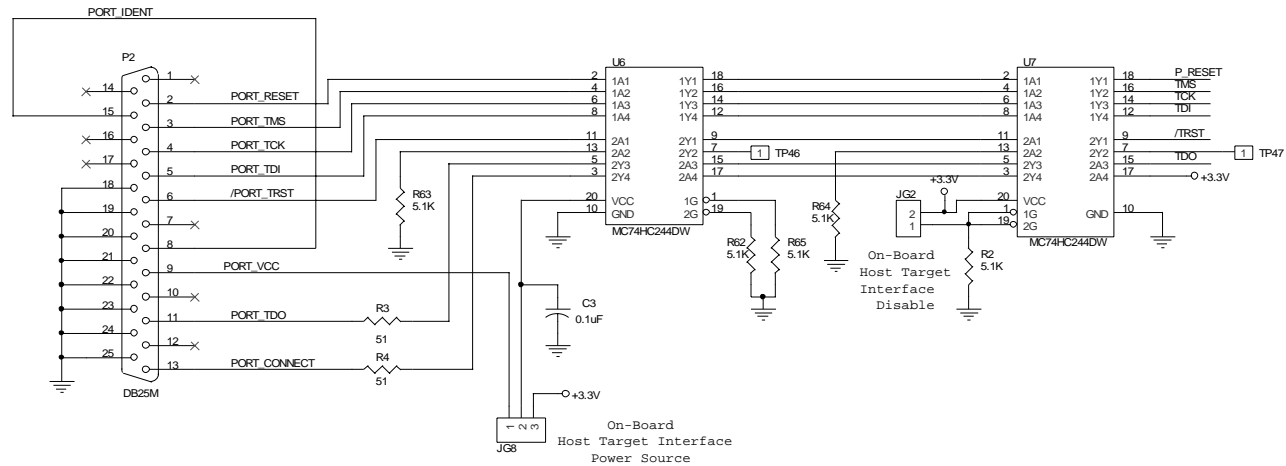
6501 William Cannon Drive West
Austin, TX, 78735-8598
(512)895-3230 FAX: (512)895-4556 MD:OE314

Title UNI-3 INTERFACE AND GPERAL PURPOSE SWITCHES

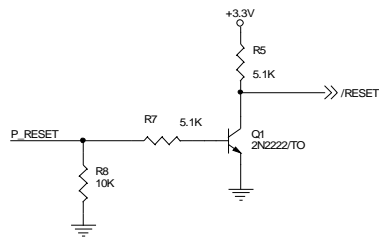
Size B	Document Number	DSP56803EVM.DSN		Rev. 1.3
	Date:	Monday, June 22, 1998	Designer: Development Tools	Sheet 10 of 14



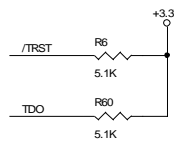
Parallel JTAG Interface



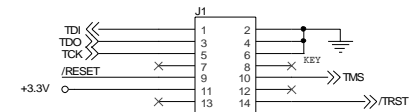
DSP /RESET



DSP /JTAG-RESET



JTAG Connector



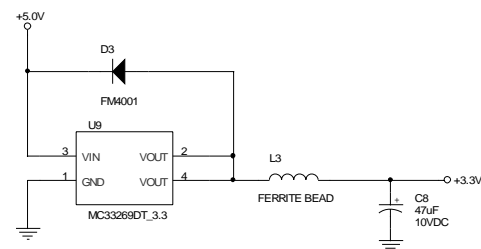
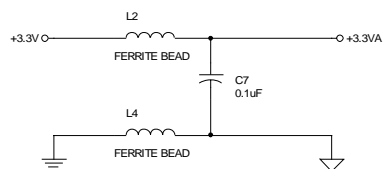
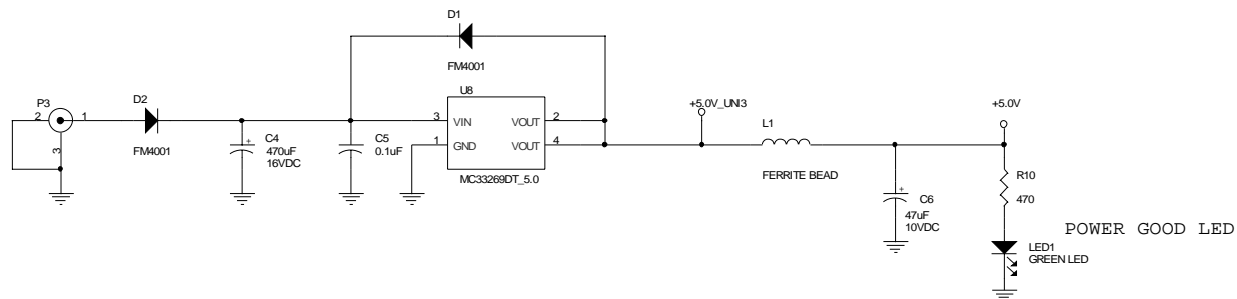
Wireless Subscriber Division

6501 William Cannon Drive West
Austin, TX, 78735-8598
(512)895-3230 FAX: (512)895-4556 MD:OE314

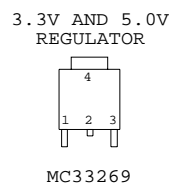
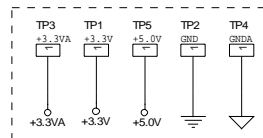
Title PARALLEL JTAG HOST TARGET INTERFACE AND JTAG CONNECTOR


Size	Document Number	Rev.
B	DSP56803EVM.DSN	1.3
Date: Monday, June 22, 1998	Designer: Development Tools	Sheet 12 of 14

EXTERNAL POWER IN
INPUT 12V DC

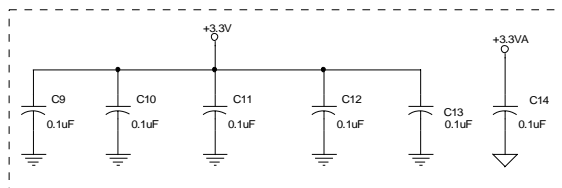


NEAR THE BREADBOARD AREA

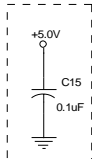


 MOTOROLA		Wireless Subscriber Division 6501 William Cannon Drive West Austin, TX, 78735-8598 (512)895-3230 FAX: (512)895-4556 MD:OE314	
		Title POWER SUPPLIES +3.3V AND +5.0V	
Size B	Document Number	DSP56803EVM.DSN	
	Date:	Monday, June 22, 1998	Designer: Development Tools
Sheet 13 of 14			Rev. 1.3

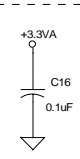
DSP56F803



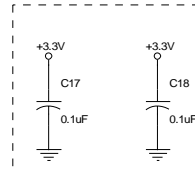
UNI-3 +5.0 VOLT



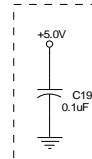
UNI-3 +3.3 VA



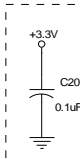
GS72116



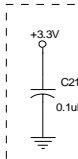
CAN INTERFACE



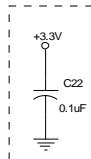
CONTROL HEADER



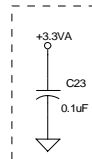
TIMER D HEADER



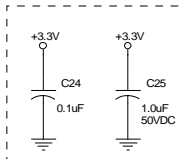
PWM HEADER



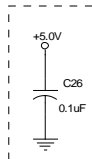
A/D CONNECTOR



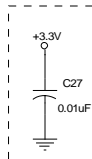
ADM3311E



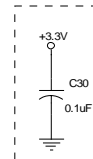
LM393



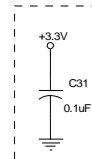
74HC244



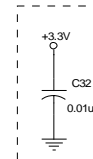
ADDRESS BUS CONNECTOR



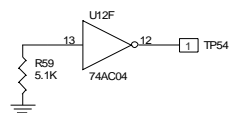
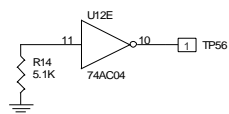
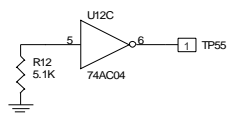
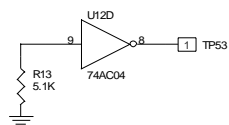
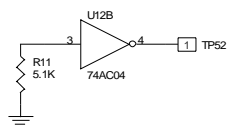
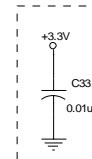
DATA BUS CONNECTOR



74AC04



74AC04



MOTOROLA

Wireless Subscriber Division

6501 William Cannon Drive West
Austin, TX, 78735-8598
(512)895-3230 FAX: (512)895-4556 MD:OE314

Title BYPASS CAPACITORS AND SPARE GATES

Size
B

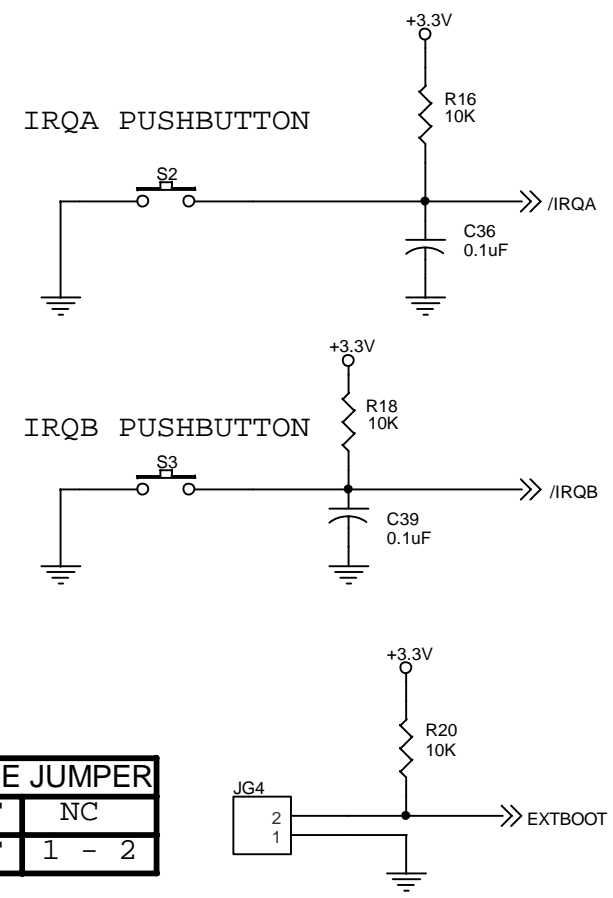
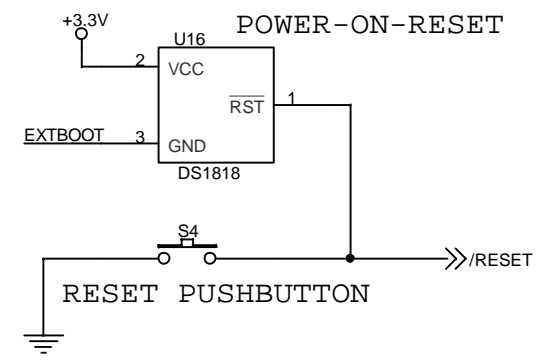
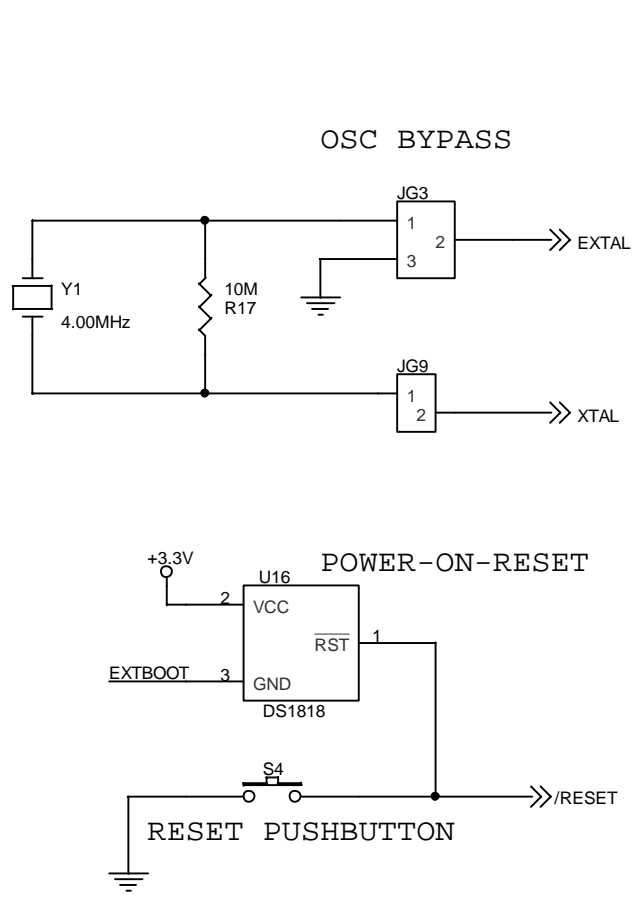
Document
Number DSP56803EVM.DSN

Date: Monday, June 22, 1998

Designer: Development Tools

Sheet 14 of 14

Rev.
1.3



BOOT MODE JUMPER	
EXT BOOT	NC
INT BOOT	1 - 2



MOTOROLA

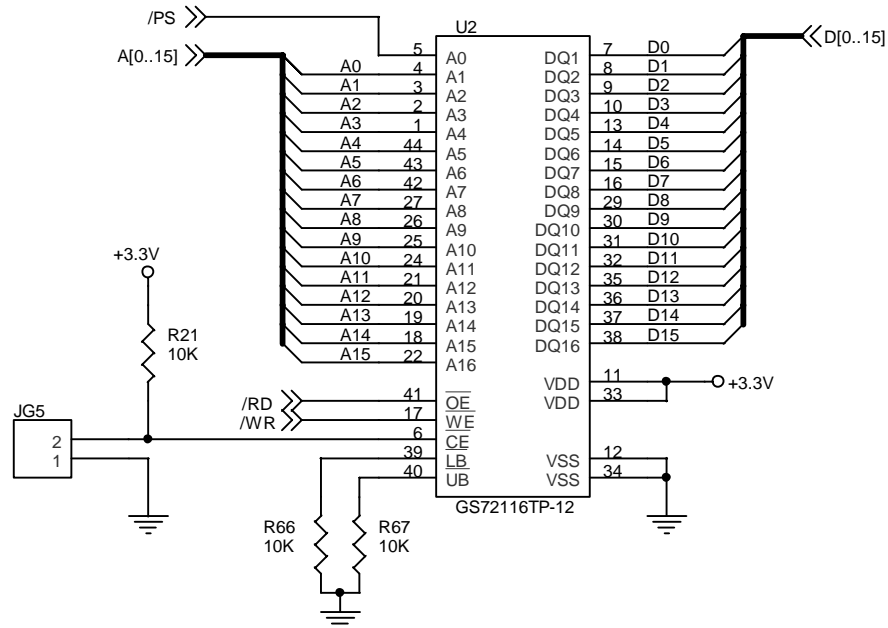
Wireless Subscriber Division

6501 William Cannon Drive West
 Austin, TX, 78735-8598
 (512)895-3230 FAX: (512)895-4556 MD:OE314

Title RESET, MODES, CLOCK, IRQS			
Size A	Document Number	DSP56803EVM.DSN	
	Date:	Wednesday, July 05, 2000	Designer: Development Tools
Sheet 2 of 14			Rev. 1.3

64Kx16-bit Program and 64Kx16-bit Data Memory

SRAM ENABLE JUMPER	
OPTION	JUMPER
SRAM ENABLE	1 - 2
SRAM DISABLE	NC



MOTOROLA

Wireless Subscriber Division

6501 William Cannon Drive West

Austin, TX, 78735-8598

(512)895-3230 FAX: (512)895-4556 MD:OE314

Title PROGRAM and DATA SRAM MEMORY

Size

A

Document
Number

DSP56803EVM.DSN

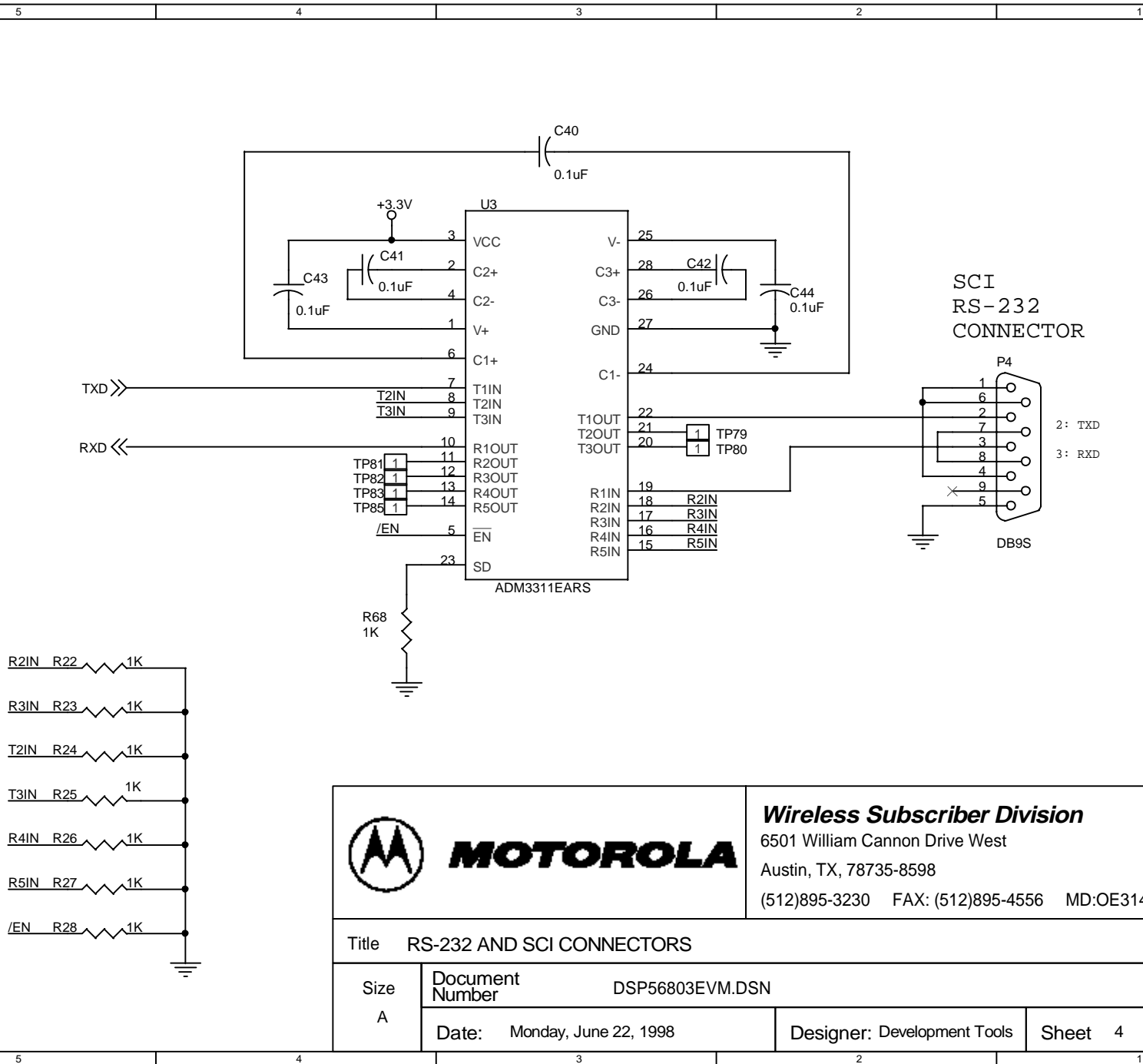
Date: Monday, June 22, 1998


Designer: Development Tools

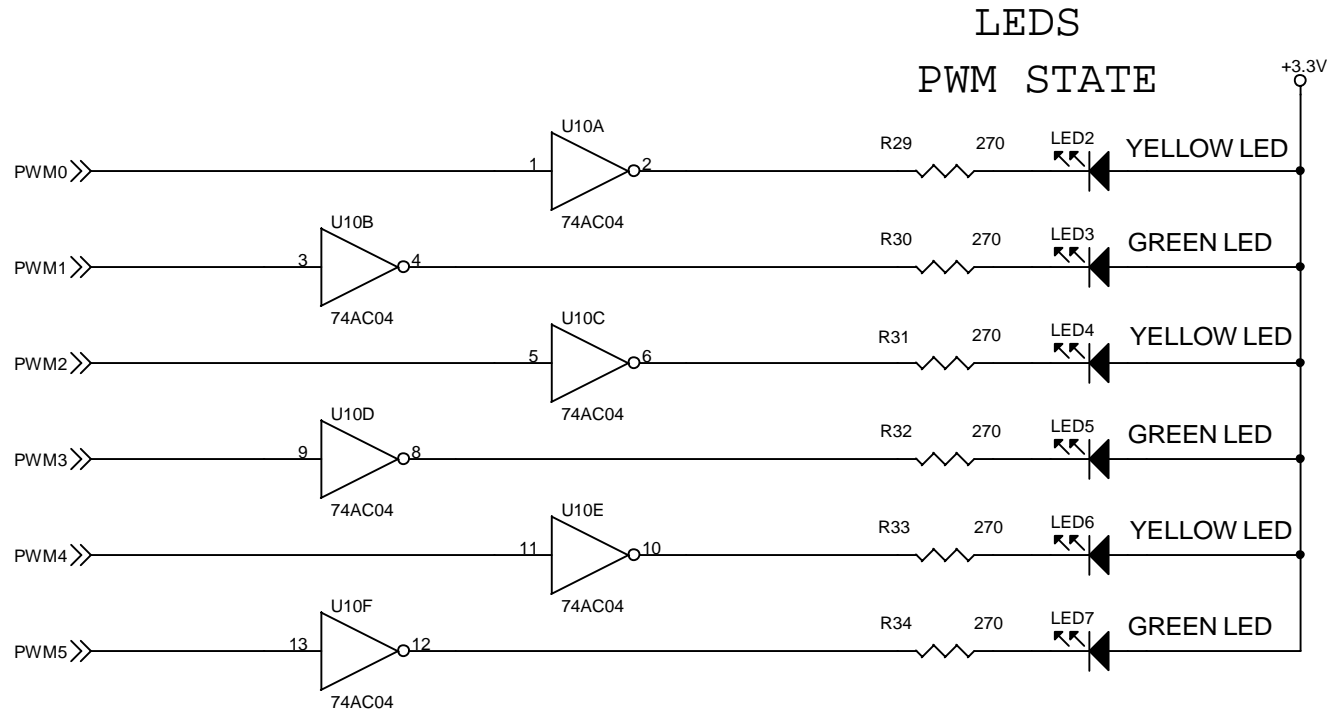
Sheet 3 of 14

Rev.

1.3



 MOTOROLA		Wireless Subscriber Division 6501 William Cannon Drive West Austin, TX, 78735-8598 (512)895-3230 FAX: (512)895-4556 MD:OE314	
		Title RS-232 AND SCI CONNECTORS	
Size A	Document Number	DSP56803EVM.DSN	
Date:	Monday, June 22, 1998	Designer:	Development Tools
Sheet	4	of	14
Rev.			1.3



MOTOROLA

Wireless Subscriber Division

6501 William Cannon Drive West
Austin, TX, 78735-8598
(512)895-3230 FAX: (512)895-4556 MD:OE314

Title DSP56803 PWM LEDES AND USER LED

Size
A

Document
Number

DSP56803EVM.DSN

Date: Monday, June 22, 1998

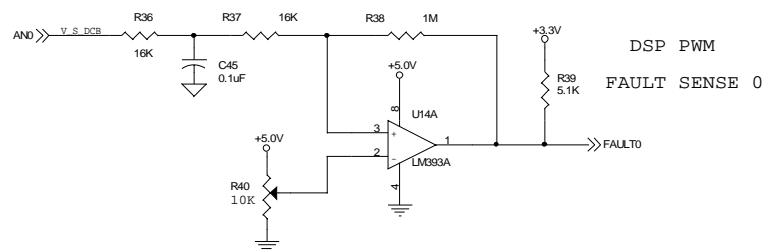
Designer: Development Tools

Sheet 5 of 14

Rev.
1.3

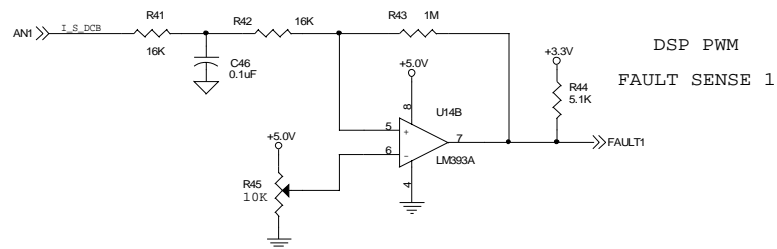
VOLTAGE SENSE

UNI-3 OVER-VOLTAGE FAULT DETECTION



CURRENT SENSE

UNI-3 OVER-CURRENT FAULT DETECTION



Wireless Subscriber Division
6501 William Cannon Drive West
Austin, TX, 78735-8598
(512)895-3230 FAX: (512)895-4556 MD:OE314

Title UNI-3 OVER VOLTAGE AND CURRENT SENSE

Size
B

Document
Number DSP56803EVM.DSN

Date: Monday, June 22, 1998

Designer: Development Tools

Sheet 6 of 14

Rev.
1.3

UNI-3: ZERO CROSSING

ZERO_X_A >>

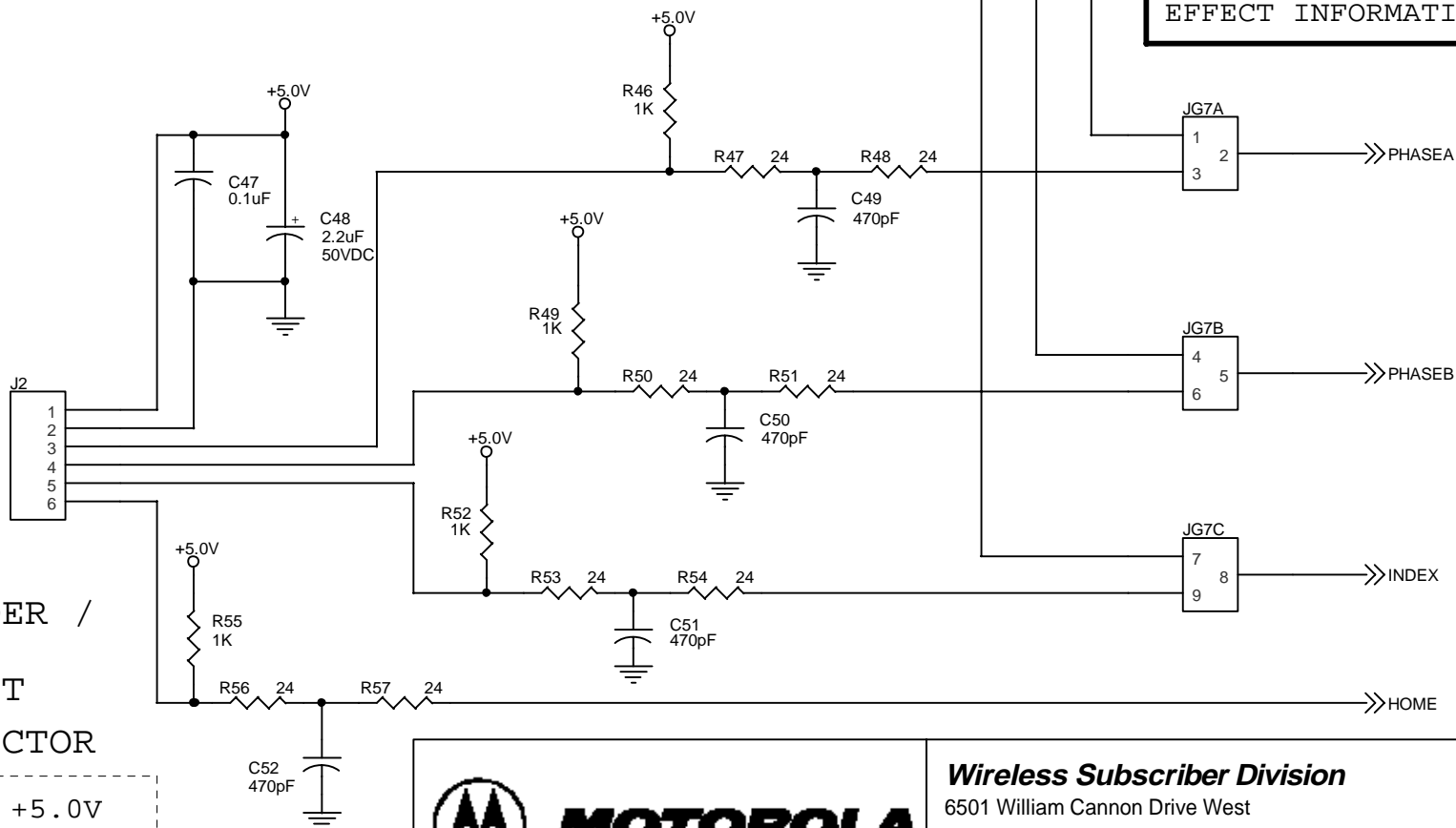
ZERO_X_B >>

ZERO_X_C >>

CONNECT

1-2: ZERO CROSSING
INFORMATION

2-3: ENCODER / HALL
EFFECT INFORMATION



ENCODER / HALL EFFECT CONNECTOR

PIN 1: +5.0V
PIN 2: GROUND
PIN 3: PHASE A
PIN 4: PHASE B
PIN 5: INDEX
PIN 6: HOME



MOTOROLA

Wireless Subscriber Division

6501 William Cannon Drive West

Austin, TX, 78735-8598

(512)895-3230 FAX: (512)895-4556 MD:OE314

Title ZERO CROSSING, ENCODER, HALL EFFECT SELECTION

Size
A

Document
Number

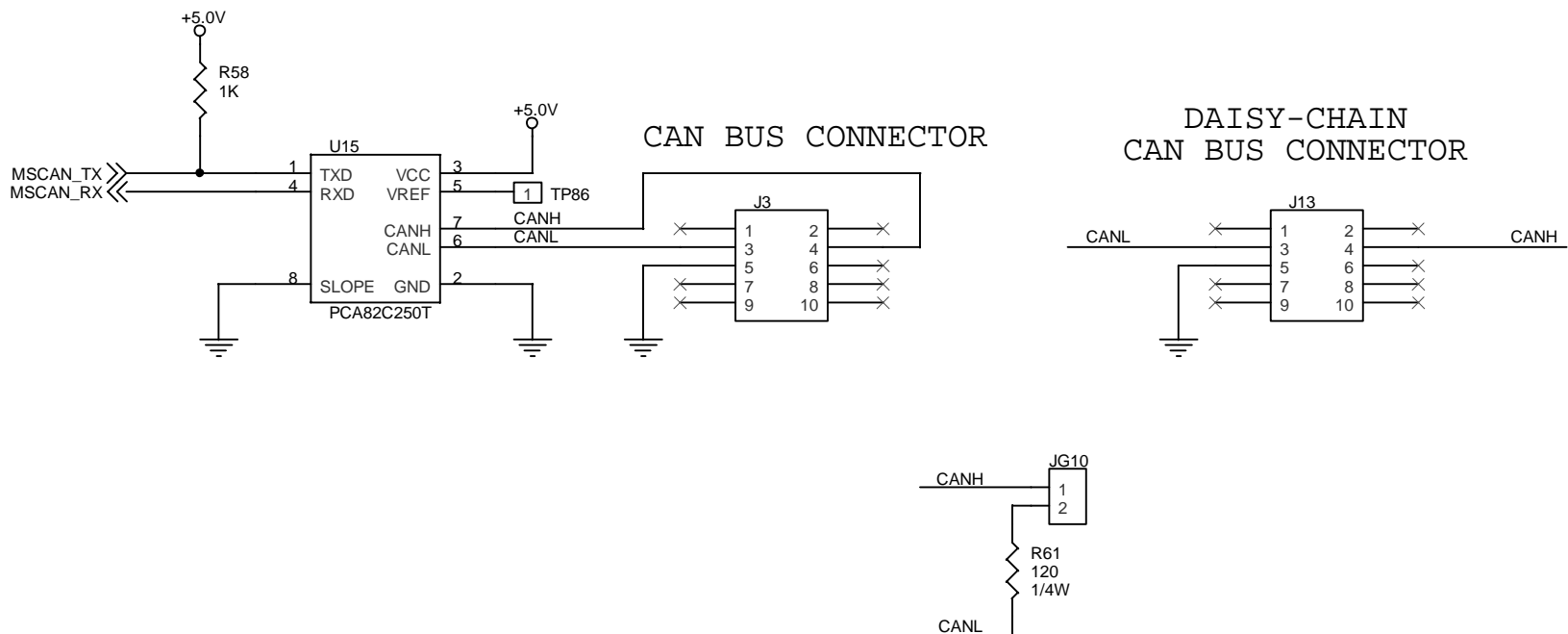
DSP56803EVM.DSN

Date: Monday, June 22, 1998

Designer: Development Tools

Sheet 7 of 14

Rev.
1.3



MOTOROLA

Wireless Subscriber Division

6501 William Cannon Drive West

Austin, TX, 78735-8598

(512)895-3230 FAX: (512)895-4556 MD:OE314

Title HIGH SPEED CAN INTERFACE

Size
A

Document
Number

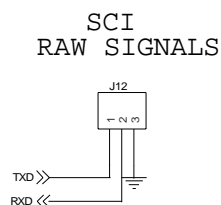
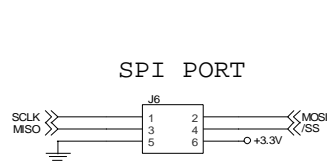
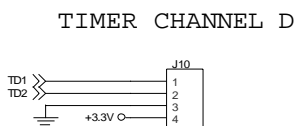
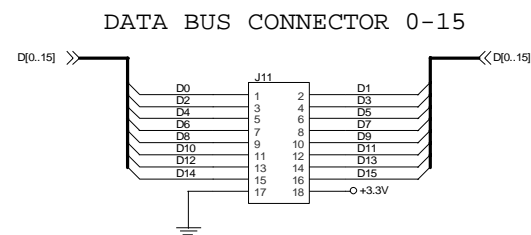
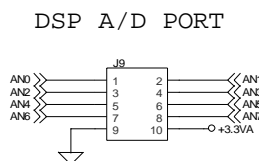
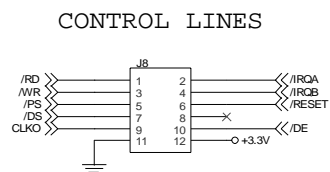
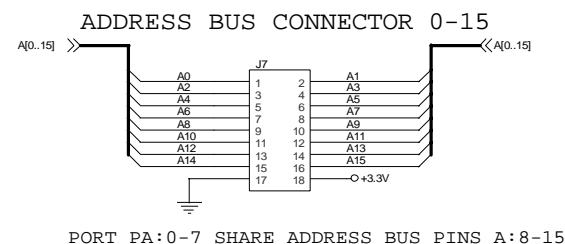
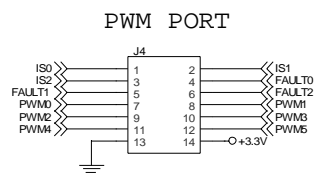
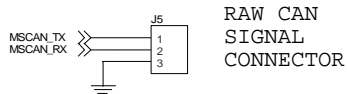
DSP56803EVM.DSN


Date: Wednesday, July 05, 2000

Designer: Development Tools

Sheet 8 of 14

Rev.
1.3



 MOTOROLA		Wireless Subscriber Division 6501 William Cannon Drive West Austin, TX, 78735-8598 (512)895-3230 FAX: (512)895-4556 MD:OE314	
		Title PORT TIMER D, ADDRESS, DATA, A/D AND CONTROL LINES CONNECTORS	
Size B	Document Number	DSP56803EVM.DSN	
	Date:	Monday, June 22, 1998	Designer: Development Tools
Sheet 9 of 14			Rev. 1.3