

SOT1959-1(SC)

HUQFN18, thermal enhanced ultra thin quad flat package; no leads; step-cut wettable flank, 18 terminals, 0.4 mm pitch, 2.6 mm x 2.6 mm x 0.55 mm body

12 April 2019

Package information

1 Package summary

Terminal position code	Q (quad)
Package type descriptive code	HUQFN18
Package style descriptive code	HUQFN (thermal enhanced ultra thin quad flatpack; no leads)
Mounting method type	S (surface mount)
Issue date	20-03-2019
Manufacturer package code	98ASA01156D

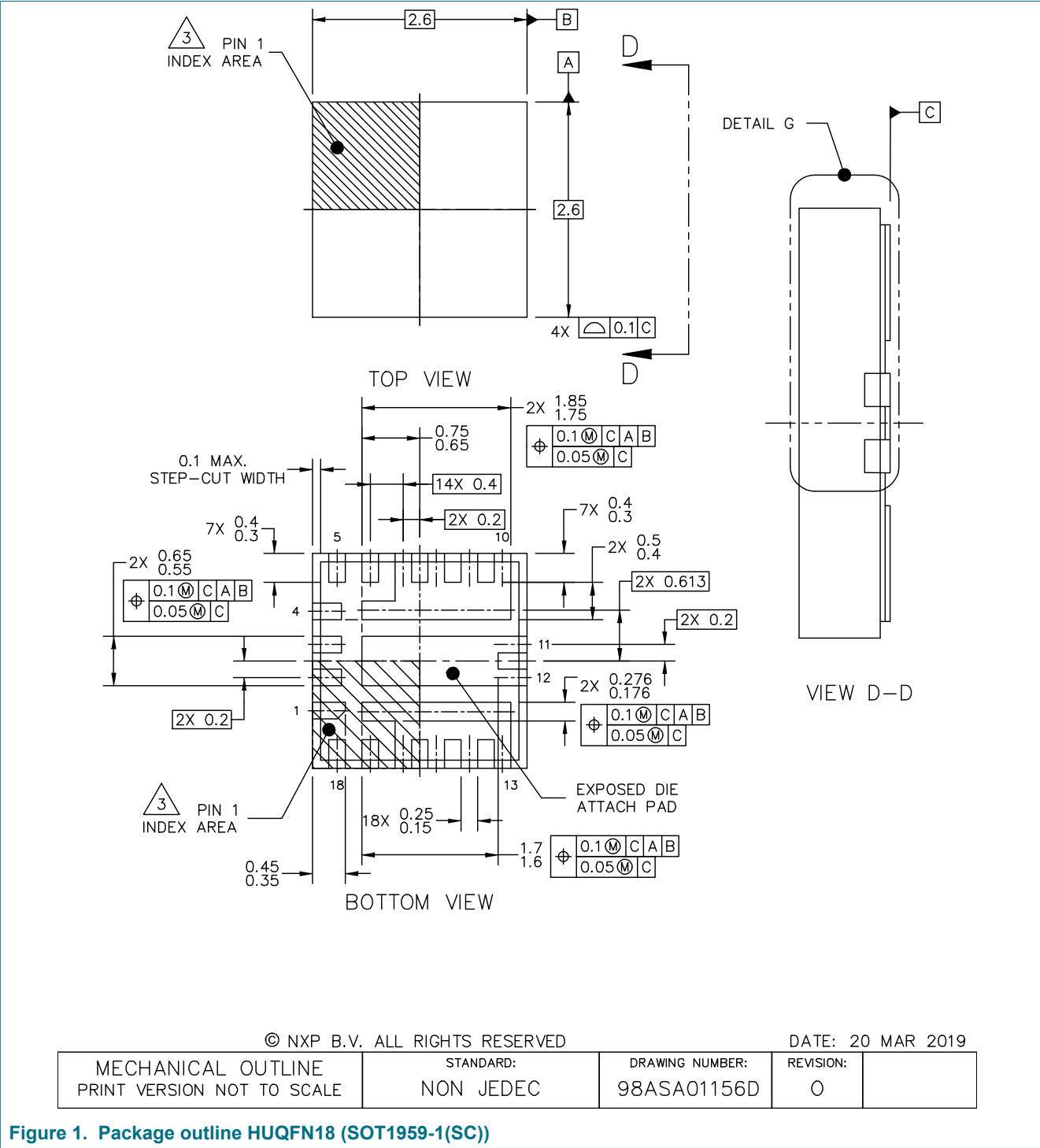
Table 1. Package summary

Parameter	Min	Nom	Max	Unit
package length	-	2.6	-	mm
package width	-	2.6	-	mm
seated height	-	0.55	-	mm
nominal pitch	-	0.4	-	mm
actual quantity of termination	-	18	-	



HUQFN18, thermal enhanced ultra thin quad flat package; no leads; step-cut wettable flank, 18 terminals, 0.4 mm pitch, 2.6 mm x 2.6 mm x 0.55 mm body

2 Package outline



HUQFN18, thermal enhanced ultra thin quad flat package; no leads; step-cut wettable flank, 18 terminals, 0.4 mm pitch, 2.6 mm x 2.6 mm x 0.55 mm body

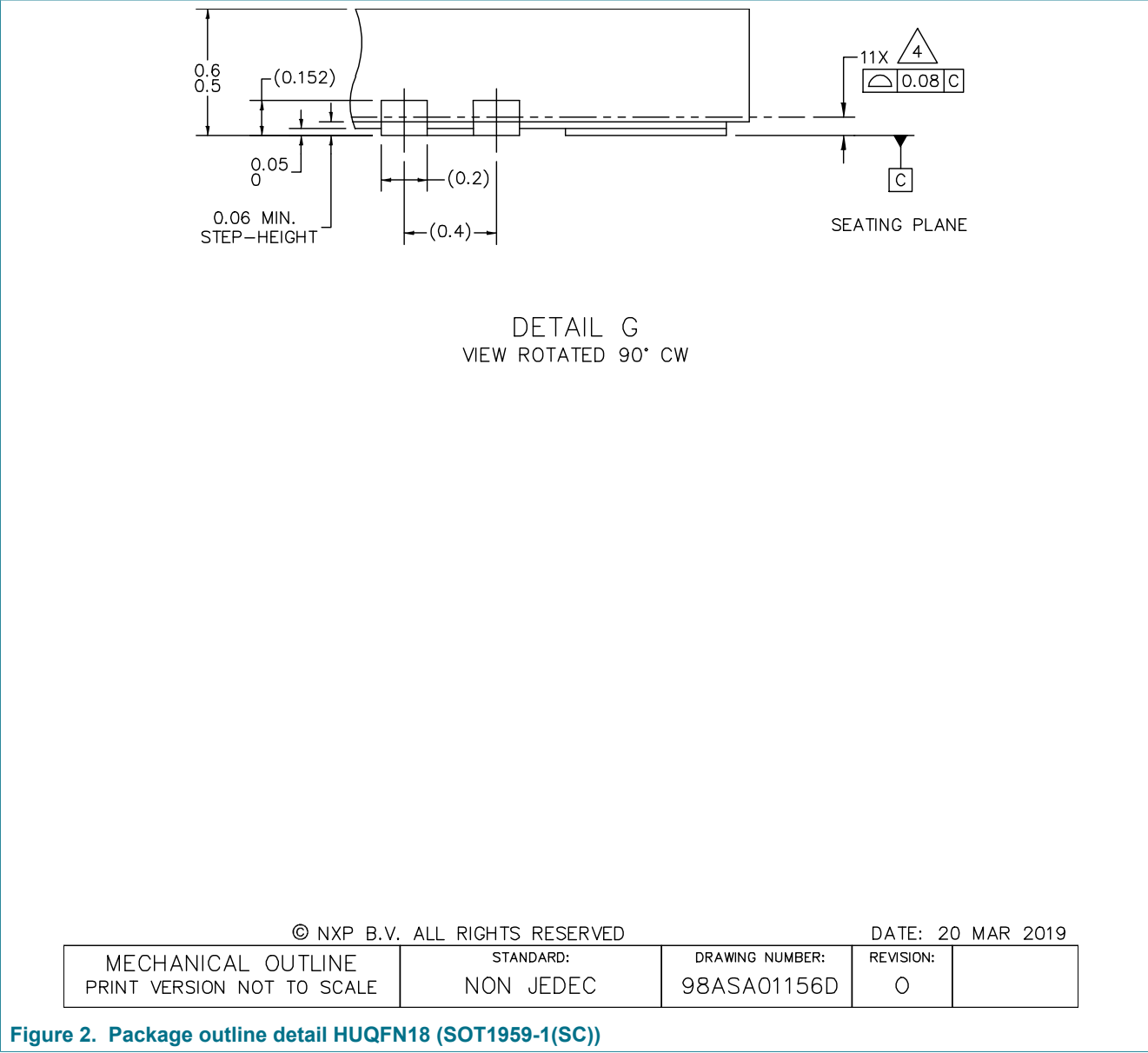
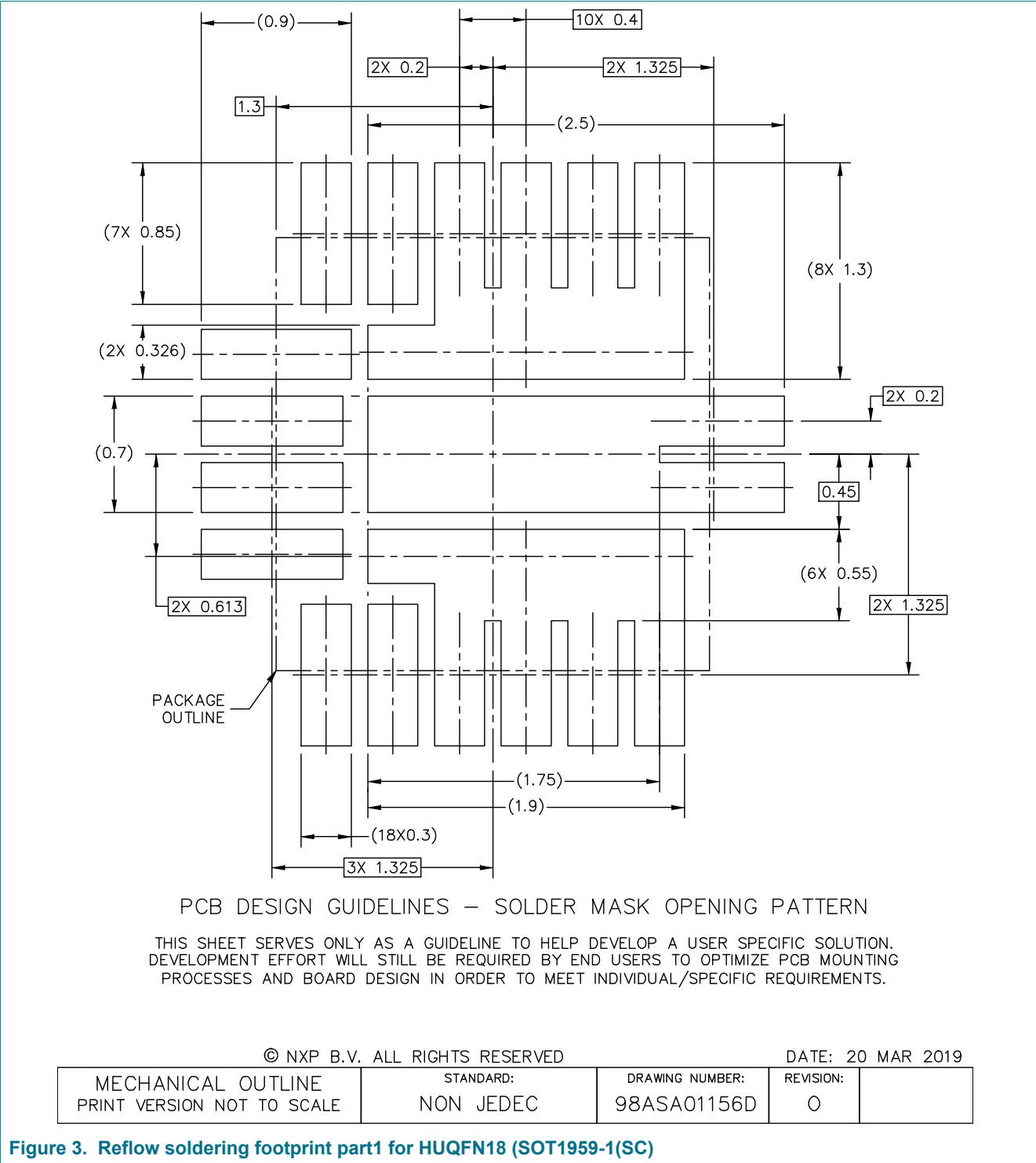


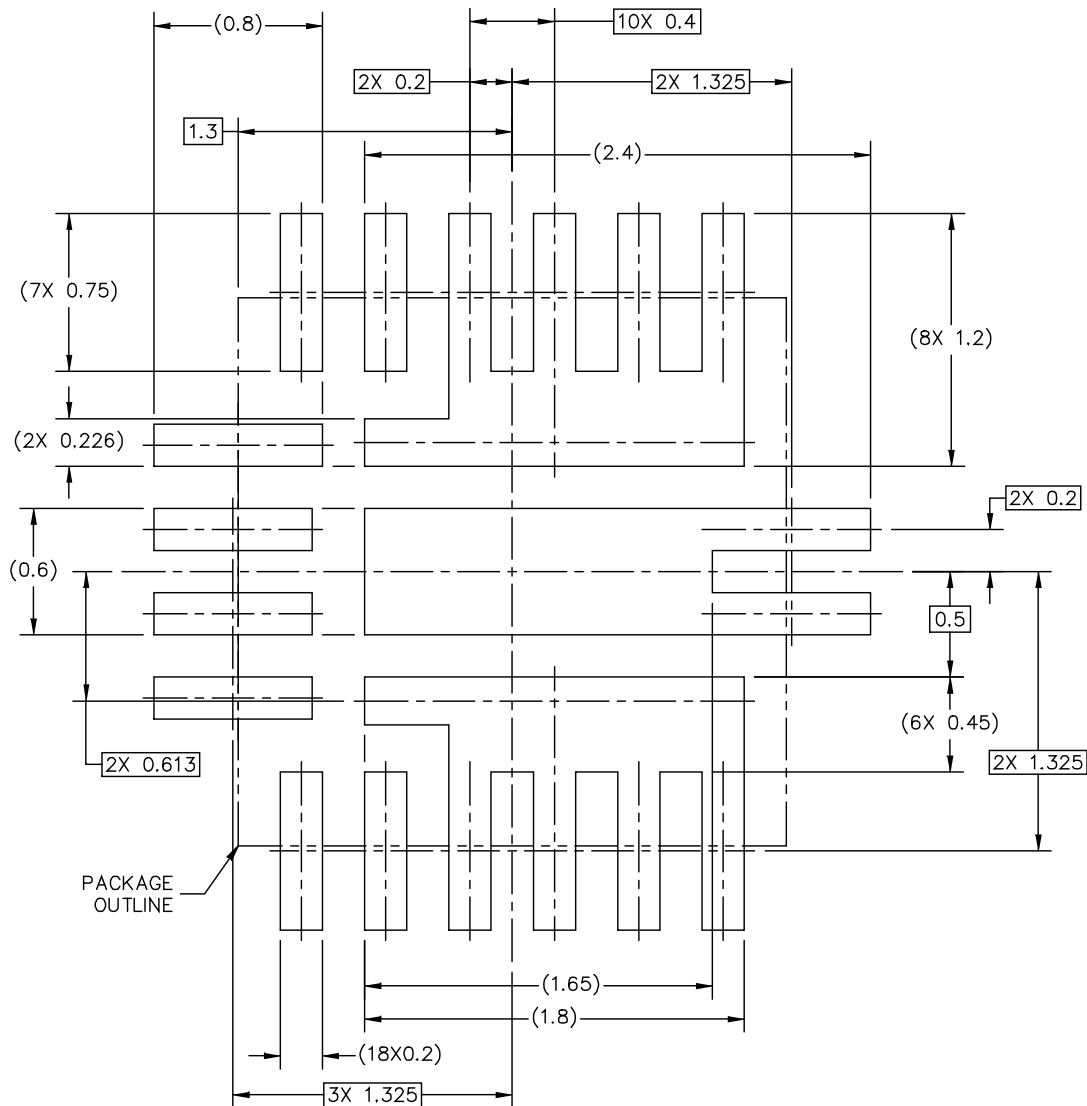
Figure 2. Package outline detail HUQFN18 (SOT1959-1(SC))

HUQFN18, thermal enhanced ultra thin quad flat package; no leads; step-cut wettable flank, 18 terminals, 0.4 mm pitch, 2.6 mm x 2.6 mm x 0.55 mm body

3 Soldering



HUQFN18, thermal enhanced ultra thin quad flat package; no leads; step-cut wettable flank, 18 terminals, 0.4 mm pitch, 2.6 mm x 2.6 mm x 0.55 mm body



PCB DESIGN GUIDELINES – I/O PADS AND SOLDERABLE AREA

THIS SHEET SERVES ONLY AS A GUIDELINE TO HELP DEVELOP A USER SPECIFIC SOLUTION. DEVELOPMENT EFFORT WILL STILL BE REQUIRED BY END USERS TO OPTIMIZE PCB MOUNTING PROCESSES AND BOARD DESIGN IN ORDER TO MEET INDIVIDUAL/SPECIFIC REQUIREMENTS.

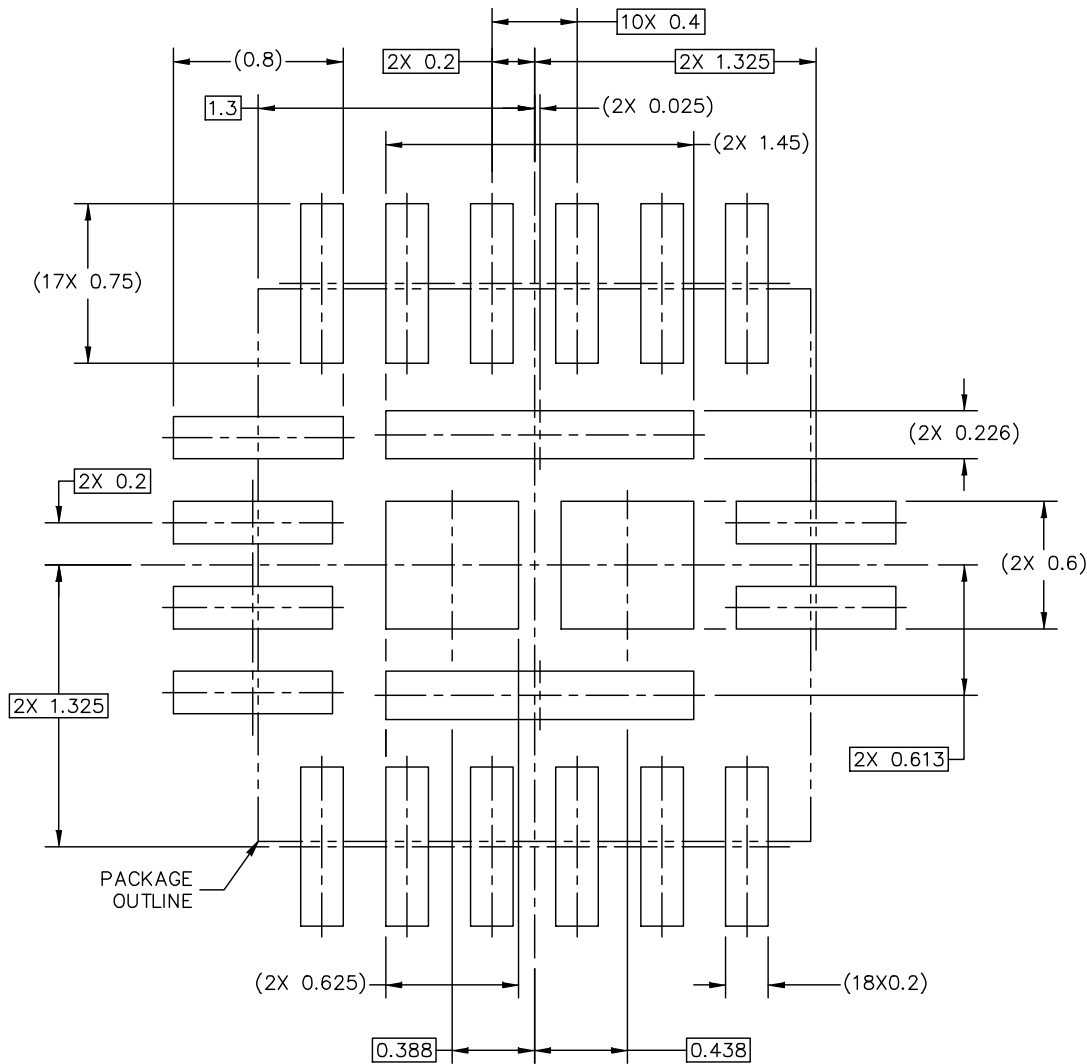
© NXP B.V. ALL RIGHTS RESERVED

DATE: 20 MAR 2019

MECHANICAL OUTLINE PRINT VERSION NOT TO SCALE	STANDARD: NON JEDEC	DRAWING NUMBER: 98ASA01156D	REVISION: 0	
--	------------------------	--------------------------------	----------------	--

Figure 4. Reflow soldering footprint part2 for HUQFN18 (SOT1959-1(SC))

HUQFN18, thermal enhanced ultra thin quad flat package; no leads; step-cut wettable flank, 18 terminals, 0.4 mm pitch, 2.6 mm x 2.6 mm x 0.55 mm body



RECOMMENDED STENCIL THICKNESS 0.1

PCB DESIGN GUIDELINES – SOLDER PASTE STENCIL

THIS SHEET SERVES ONLY AS A GUIDELINE TO HELP DEVELOP A USER SPECIFIC SOLUTION. DEVELOPMENT EFFORT WILL STILL BE REQUIRED BY END USERS TO OPTIMIZE PCB MOUNTING PROCESSES AND BOARD DESIGN IN ORDER TO MEET INDIVIDUAL/SPECIFIC REQUIREMENTS.

© NXP B.V. ALL RIGHTS RESERVED

DATE: 20 MAR 2019

MECHANICAL OUTLINE PRINT VERSION NOT TO SCALE	STANDARD: NON JEDEC	DRAWING NUMBER: 98ASA01156D	REVISION: O
--	------------------------	--------------------------------	----------------

Figure 5. Reflow soldering footprint part3 for HUQFN18 (SOT1959-1(SC))

HUQFN18, thermal enhanced ultra thin quad flat package; no leads; step-cut wettable flank, 18 terminals, 0.4 mm pitch, 2.6 mm x 2.6 mm x 0.55 mm body

- NOTES:
- 1. ALL DIMENSIONS ARE IN MILLIMETERS.
 - 2. DIMENSIONING AND TOLERANCING PER ASME Y14.5M-1994.
 - 3. PIN ONE CONFIGURATION MAY VARY.
 - 4. COPLANARITY APPLIES TO ALL LEADS, FUSED LEADS AND EXPOSED PAD ON BOTTOM SIDE.
 - 5. MIN. METAL GAP SHOULD BE 0.15 MM.

© NXP B.V. ALL RIGHTS RESERVED			DATE: 20 MAR 2019	
MECHANICAL OUTLINE PRINT VERSION NOT TO SCALE	STANDARD: NON JEDEC	DRAWING NUMBER: 98ASA01156D	REVISION: O	

Figure 6. Package outline note HUQFN18 (SOT1959-1(SC))

HUQFN18, thermal enhanced ultra thin quad flat package; no leads; step-cut wettable flank, 18 terminals, 0.4 mm pitch, 2.6 mm x 2.6 mm x 0.55 mm body

4 Legal information

Disclaimers

Limited warranty and liability — Information in this document is believed to be accurate and reliable. However, NXP Semiconductors does not give any representations or warranties, expressed or implied, as to the accuracy or completeness of such information and shall have no liability for the consequences of use of such information. NXP Semiconductors takes no responsibility for the content in this document if provided by an information source outside of NXP Semiconductors.

In no event shall NXP Semiconductors be liable for any indirect, incidental, punitive, special or consequential damages (including - without limitation - lost profits, lost savings, business interruption, costs related to the removal or replacement of any products or rework charges) whether or not such damages are based on tort (including negligence), warranty, breach of contract or any other legal theory.

Notwithstanding any damages that customer might incur for any reason whatsoever, NXP Semiconductors' aggregate and cumulative liability towards customer for the products described herein shall be limited in accordance with the Terms and conditions of commercial sale of NXP Semiconductors.

Right to make changes — NXP Semiconductors reserves the right to make changes to information published in this document, including without limitation specifications and product descriptions, at any time and without notice. This document supersedes and replaces all information supplied prior to the publication hereof.

HUQFN18, thermal enhanced ultra thin quad flat package; no leads; step-cut wettable flank, 18 terminals, 0.4 mm pitch, 2.6 mm x 2.6 mm x 0.55 mm body

Contents

1	Package summary	1
2	Package outline	2
3	Soldering	4
4	Legal information	8