

Rightway is your guide to better health.

Rightway improves your pharmacy benefits experience.

Rightway helps you get the right medication at the lowest cost. As your pharmacy benefits provider, we give you unlimited access to a trusted expert who can answer your pharmacy questions and take care of actions for you.

We pair you with an expert health guide.

You have unlimited access to a healthcare expert who has your specific benefits information and will tailor their recommendations to your needs.

Contact your health guide for help with prior authorizations, specialty medications, mail delivery, and other prescription needs.

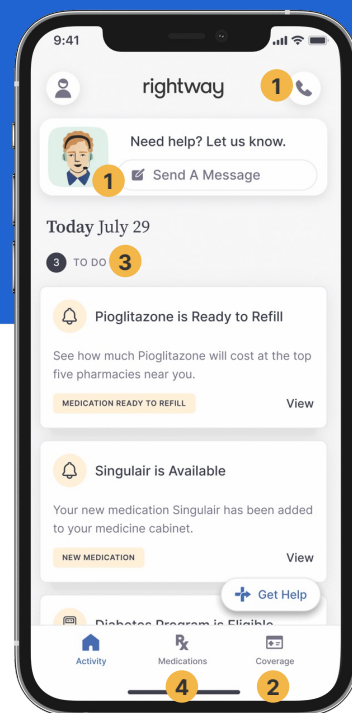
Your health guide can connect you with a Rightway pharmacist to do a medication review or to discuss possible side effects.

We provide you with a simple, modern app (but you can always call us).

The Rightway app is the front door to your pharmacy benefits. Use it to access your ID card, view your medication history, and your current prescriptions. Prefer to connect by phone? Call us at 888-688-4428.

Getting started is easy.

Download the Rightway app on the App Store, Google Play. You can also get started by scanning the QR code with your smartphone.



How to use the Rightway app.

1. CONNECT WITH YOUR HEALTH GUIDE

Tap the “Send A Message” button or the phone icon to connect with your health guide.

2. VIEW YOUR COVERAGE AND YOUR DIGITAL ID CARD

View a breakdown of your pharmacy benefits and your digital ID card.

3. REVIEW YOUR LATEST UPDATES

The activity screen displays your latest updates and highlights the items that may need your attention.

4. VIEW PRESCRIPTIONS AND FIND A PHARMACY

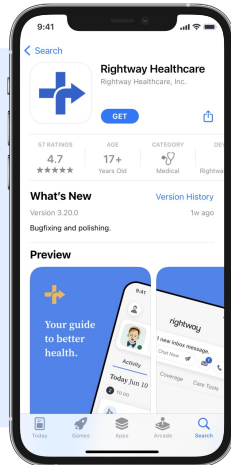
Find active and pending prescriptions, your medication history, and recommendations for the best pharmacy with the lowest price.

How to register for the Rightway app.

Step 1.

Download the app.

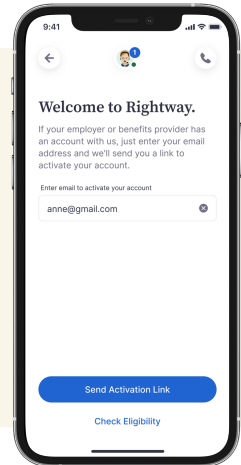
Download the Rightway app on the App Store or on Google Play.



Step 2.

Activate your account.

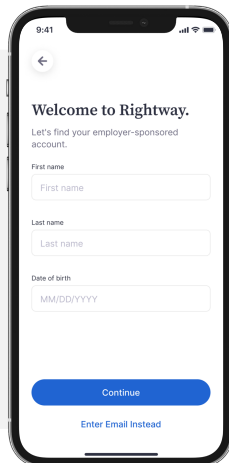
Click "Send Activation Link" to initiate access to the Rightway app.



Step 3.

Enter your details.

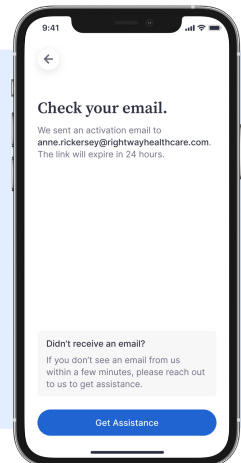
Enter your details and tap "Continue" to enter your preferred email address.



Step 4.

Confirm your email.

You will receive an email from Rightway with a link to confirm your account.



Step 5.

Access Rightway.

Open the email you receive from Rightway. Tap the link to confirm your account and complete registration.

